

2019–2020 School Accountability Report Card

[Translation Disclaimer](#)

School Accountability Report Card

Reported Using Data from the 2019–2020 School Year

California Department of Education

By February 1 of each year, every school in California is required by state law to publish a School Accountability Report Card (SARC). The SARC contains information about the condition and performance of each California public school. Under the Local Control Funding Formula (LCFF) all local educational agencies (LEAs) are required to prepare a Local Control and Accountability Plan (LCAP), which describes how they intend to meet annual school-specific goals for all pupils, with specific activities to address state and local priorities. Additionally, data reported in an LCAP is to be consistent with data reported in the SARC.

- For more information about SARC requirements, see the California Department of Education (CDE) SARC web page at <https://www.cde.ca.gov/ta/ac/sa/>.
- For more information about the LCFF or LCAP, see the CDE LCFF web page at <https://www.cde.ca.gov/fg/aa/lc/>.
- For additional information about the school, parents/guardians and community members should contact the school principal or the district office.

DataQuest

DataQuest is an online data tool located on the CDE DataQuest web page at <https://dq.cde.ca.gov/dataquest/> that contains additional information about this school and comparisons of the school to the district and the county. Specifically, DataQuest is a dynamic system that provides reports for accountability (e.g., test data, enrollment, high school graduates, dropouts, course enrollments, staffing, and data regarding English learners).

The California School Dashboard (Dashboard) <https://www.caschooldashboard.org/> reflects California's new accountability and continuous improvement system and provides information about how LEAs and schools are meeting the needs of California's diverse student population. The Dashboard contains reports that display the performance of LEAs, schools, and student groups on a set of state and local measures to assist in identifying strengths, challenges, and areas in need of improvement.

Carolyn Fernandez

- Principal, Soleil Academy Charter



About Our School

I am pleased to present our Annual School Accountability Report for Soleil Academy Charter School. Soleil Academy's mission is to ensure that every transitional kindergarten through fifth grade scholar has the foundation necessary for college success through academic rigor, character development, and a structured learning environment.

Contact

Soleil Academy Charter
3900 Agnes Avenue
Lynwood, CA 90262

Phone: 3234090801

Email: cfernandez@soleilacademy.org

About This School

Contact Information (School Year 2020–2021)

District Contact Information (School Year 2020–2021)

District Name	Soleil Academy
----------------------	----------------

Phone Number	(562) 922-6111
Superintendent	Beatriz Gutierrez
Email Address	duardo_debra@lacoedu
Website	http://www.lacoedu

School Contact Information (School Year 2020–2021)

School Name	Soleil Academy Charter
Street	3900 Agnes Avenue
City, State, Zip	Lynwood, Ca, 90262
Phone Number	3234090801
Principal	Carolyn Fernandez
Email Address	cfernandez@soleilacademy.org
Website	http://www.soleilacademy.org
County-District-School (CDS) Code	19101990137166

Last updated: 2/1/2021

School Description and Mission Statement (School Year 2020–2021)

Soleil Academy has established a number of goals designed to benefit all students school-wide/LEA-wide, including goals around providing CCSS-aligned course access, student achievement and grade level proficiency among all students, robust systems for parent involvement and input, and programs to enhance school climate and student engagement. Unduplicated students will benefit from many actions and services set forth in this LCAP, including supports from our English Learners; our ELD program, and small group instruction.

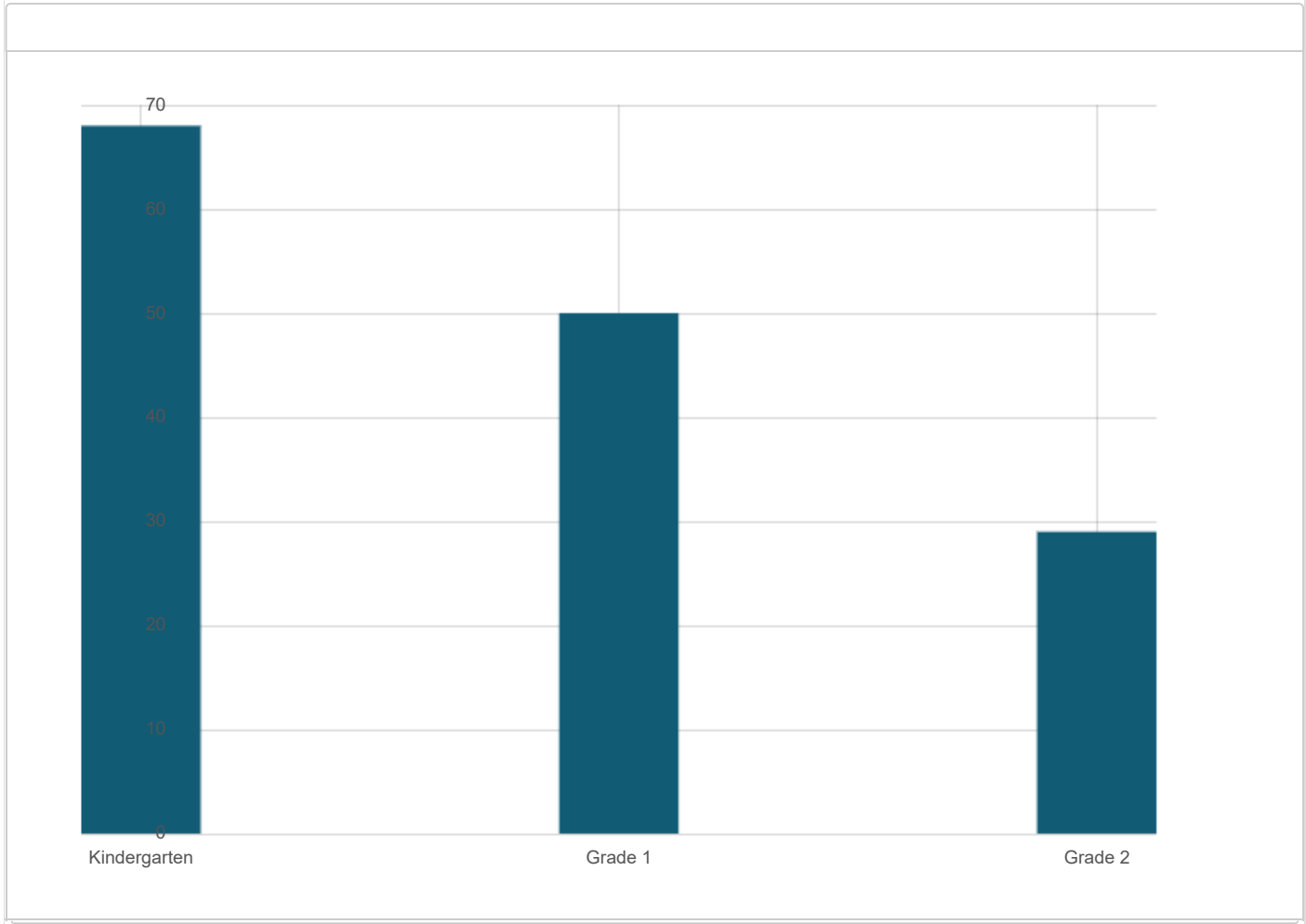
OUR MISSION

Through academic rigor, character development, and a structured learning environment, Soleil Academy Charter School will ensure that every transitional kindergarten through fifth grade scholar has the foundation necessary for college success and a future bright with opportunity.

Last updated: 2/1/2021

Student Enrollment by Grade Level (School Year 2019–2020)

Grade Level	Kindergarten	Grade 1	Grade 2	Total Enrollment
Number of Students	68	50	29	147



Last updated: 2/1/2021

Student Enrollment by Student Group (School Year 2019–2020)

Student Group	Black or African American	American Indian or Alaska Native	Asian	Filipino	Hispanic or Latino
Percent of Total Enrollment	4.80 %	%	%	%	95.20 %

Student Group (Other)	Socioeconomically Disadvantaged	English Learners	Students with Disabilities	Foster Youth	H
Percent of Total Enrollment	89.80 %	35.40 %	5.40 %	%	

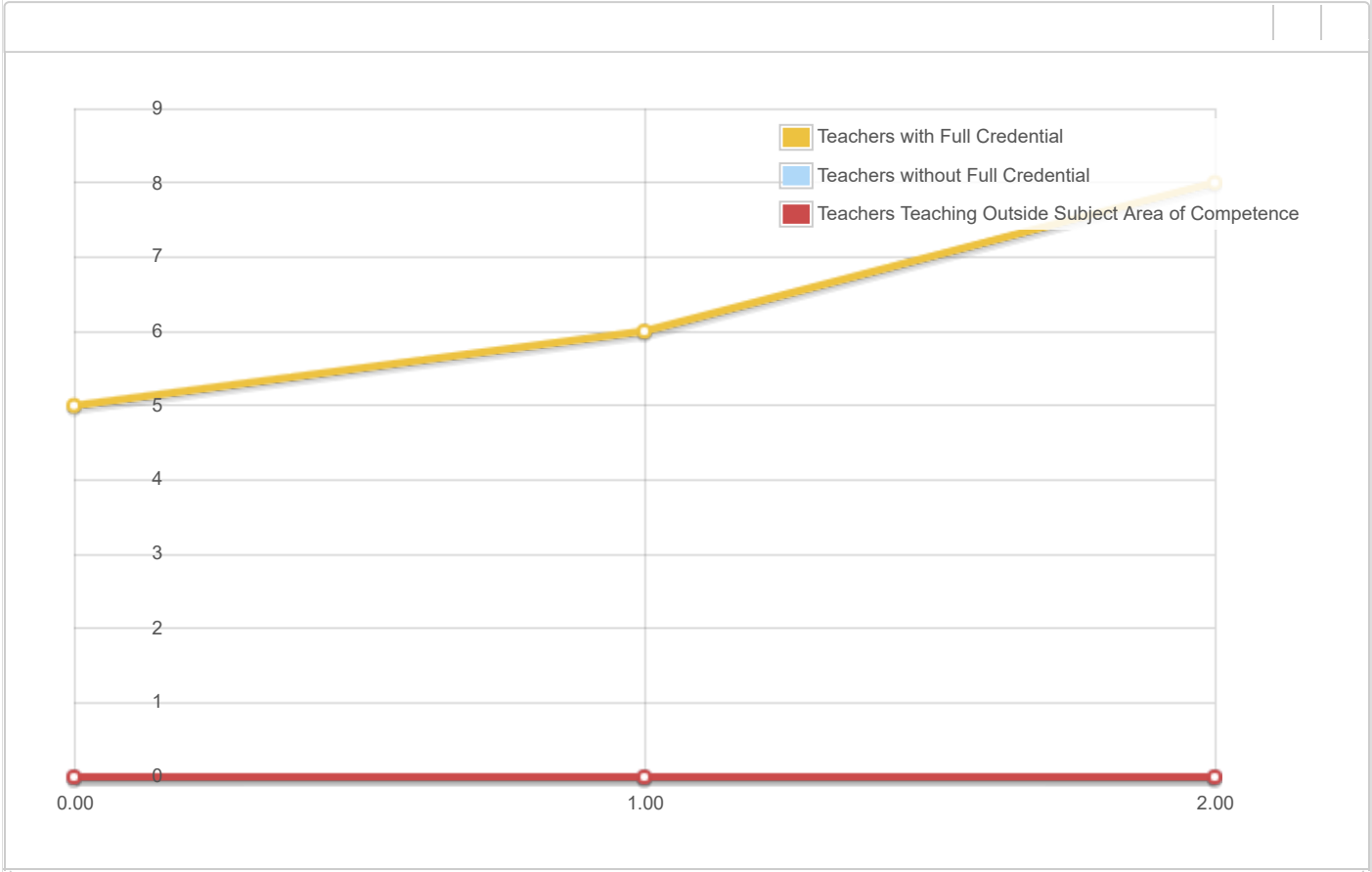
State Priority: Basic

The SARC provides the following information relevant to the State priority: Basic (Priority 1):

- Degree to which teachers are appropriately assigned and fully credentialed in the subject area and for the pupils they are teaching;
- Pupils have access to standards-aligned instructional materials; and
- School facilities are maintained in good repair

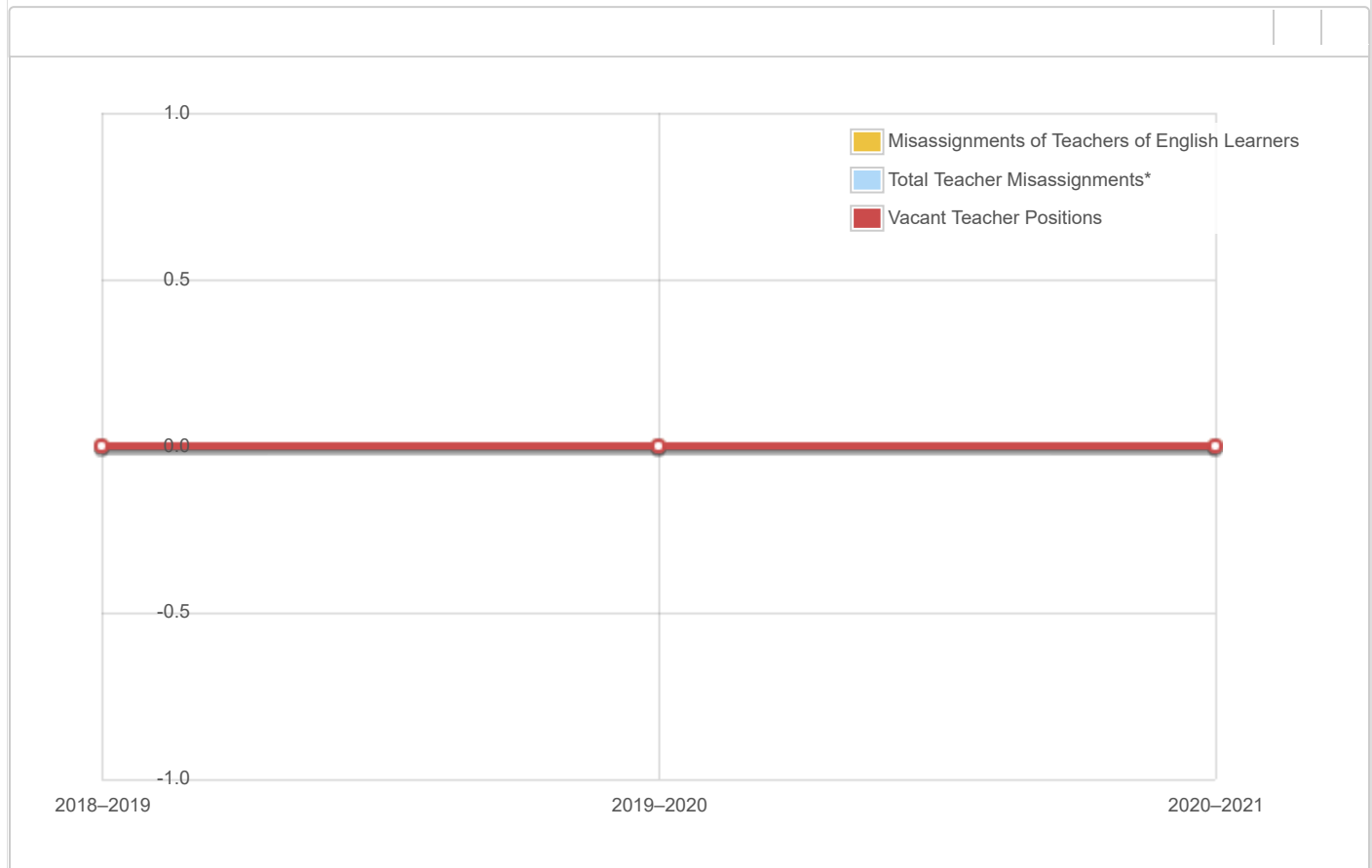
Teacher Credentials

Teachers	School 2018–2019	School 2019–2020	School 2020–2021	District 2020–2021
With Full Credential	5	6	8	
Without Full Credential	0	0	0	
Teachers Teaching Outside Subject Area of Competence (with full credential)	0	0	0	



Teacher Misassignments and Vacant Teacher Positions

Indicator	2018–2019	2019–2020	2020–2021
Misassignments of Teachers of English Learners	0	0	0
Total Teacher Misassignments*	0	0	0
Vacant Teacher Positions	0	0	0



Note: “Misassignments” refers to the number of positions filled by teachers who lack legal authorization to teach that grade level, subject area, student group, etc.

* Total Teacher Misassignments includes the number of Misassignments of Teachers of English Learners.

Quality, Currency, Availability of Textbooks and Other Instructional Materials (School Year 2020–2021)

Year and month in which the data were collected:

Subject	Textbooks and Other Instructional Materials/year of Adoption	From Most Recent Adoption?	Percent Students Lacking Own Assigned Copy
Reading/Language Arts	Readers and Writers Workshop	Yes	0.00 %

Subject	Textbooks and Other Instructional Materials/year of Adoption	From Most Recent Adoption?	Percent Students Lacking Own Assigned Copy
Mathematics	Bridges in Mathematics	Yes	0.00 %
Science	Mystery Science		0.00 %
History-Social Science			0.00 %
Foreign Language			0.00 %
Health			0.00 %
Visual and Performing Arts			0.0 %
Science Lab Eqpmt (Grades 9-12)	N/A	N/A	0.0 %

Note: Cells with N/A values do not require data.

Last updated: 2/1/2021

School Facility Conditions and Planned Improvements

Facilities maintained good repair with daily spot check and monthly site inspection. Based on FITdata, Soleil Academy was found to be compliant

Last updated: 2/1/2021

School Facility Good Repair Status

Using the **most recently collected** Facility Inspection Tool (FIT) data (or equivalent), provide the following:

- Determination of repair status for systems listed
- Description of any needed maintenance to ensure good repair
- The year and month in which the data were collected
- The rate for each system inspected
- The overall rating

Year and month of the most recent FIT report: December 2020

System Inspected	Rating	Repair Needed and Action Taken or Planned
Systems: Gas Leaks, Mechanical/HVAC, Sewer	Good	
Interior: Interior Surfaces	Good	
Cleanliness: Overall Cleanliness, Pest/Vermin Infestation	Good	

System Inspected	Rating	Repair Needed and Action Taken or Planned
Electrical: Electrical	Good	
Restrooms/Fountains: Restrooms, Sinks/Fountains	Good	
Safety: Fire Safety, Hazardous Materials	Good	
Structural: Structural Damage, Roofs	Good	
External: Playground/School Grounds, Windows/Doors/Gates/Fences	Good	

Overall Facility Rate

Year and month of the most recent FIT report: December 2020

Overall Rating	Exemplary
----------------	-----------

Last updated: 2/1/2021

State Priority: Pupil Achievement

The SARC provides the following information relevant to the State priority: Pupil Achievement (Priority 4):

- **Statewide assessments** (i.e., California Assessment of Student Performance and Progress [CAASPP] System, which includes the Smarter Balanced Summative Assessments for students in the general education population and the California Alternate Assessments [CAAs] for English language arts/literacy [ELA] and mathematics given in grades three through eight and grade eleven. Only eligible students may participate in the administration of the CAAs. CAAs items are aligned with alternate achievement standards, which are linked with the Common Core State Standards [CCSS] for students with the most significant cognitive disabilities); and
- The percentage of students who have successfully completed courses that satisfy the requirements for entrance to the University of California and the California State University, or career technical education sequences or programs of study.

State Priority: Other Pupil Outcomes

The SARC provides the following information relevant to the State priority: Other Pupil Outcomes (Priority 8):

- Pupil outcomes in the subject area of physical education

State Priority: Parental Involvement

The SARC provides the following information relevant to the State priority: Parental Involvement (Priority 3):

- Efforts the school district makes to seek parent input in making decisions for the school district and each school site

Opportunities for Parental Involvement (School Year 2020–2021)

To involve the community and parents, we conducted outreach in the community of Lynwood, offered informational sessions, hosted family orientations, and an open line of communication with our families throughout the year via Cafecitos events. Our parents are actively involved through family nights, parent university, parent conferences, SSC, surveys, and volunteering opportunities. After school closures happened in March, due to the pandemic, we continued to provide those avenues for communication virtually.

Last updated: 2/1/2021

State Priority: Pupil Engagement

The SARC provides the following information relevant to the State priority: Pupil Engagement (Priority 5):

- High school dropout rates; and
- High school graduation rates

State Priority: School Climate

The SARC provides the following information relevant to the State priority: School Climate (Priority 6):

- Pupil suspension rates;
- Pupil expulsion rates; and
- Other local measures on the sense of safety

Suspensions and Expulsions

(data collected between July through June, each full school year respectively)

Rate	Suspensions	Expulsions
School 2017–2018	0.00%	0.00%
School 2018–2019	0.00%	0.00%
School 2018–2019	9.60%	0.00%
District 2017–2018	11.50%	0.10%
District 2017–2018	3.50%	0.10%
District 2018–2019	3.50%	0.10%

State 2017–2018

Suspensions and Expulsions for School Year 2019–2020 Only

State 2018–2019 (data collected between July through February, partial school year due to the COVID-19 pandemic)

Rate	Suspensions	Expulsions
School 2019–2020	0.00%	0.00%
District 2019–2020	--	--
	2.50%	0.10%

**State
2019–2020**

Note: The 2019–2020 suspensions and expulsions rate data are not comparable to prior year data because the 2019–2020 school year is a partial school year due to the COVID-19 crisis. As such, it would be inappropriate to make any comparisons in rates of suspensions and expulsions in the 2019–2020 school year compared to prior years.

Last updated: 2/1/2021

School Safety Plan (School Year 2020–2021)

Soleil Academy prioritizes safety for all students and staff members. We prepare for emergency situations by creating a school safety plan that entails different scenarios to consider. Our goal is to reduce the risk of injury and minimize confusion in a state of emergency by practicing different drills throughout the year. The School Safety Plan is reviewed on an annual basis in June and approved by the board prior to the first day of school. The Safety Plan is presented and rehearsed by our staff during summer Professional Development. During the school year, drills are regularly rehearsed in various scenarios to ensure staff is trained and refreshed on emergency procedures. The last time the safety plan was reviewed, updated, and discussed with our stakeholders was on September 9, 2020. Key elements include but are not limited to earthquake, intruder, active shooter, and fire drills.

Last updated: 2/1/2021

The information in this section is required to be in the SARC but is not included in the state priorities for LCFF.

Average Class Size and Class Size Distribution (Elementary) School Year (2017–2018)

Grade Level	K	1	2	3	4	5	6	Other**
Average Class Size								
Number of Classes * 1-20								

**Number of Classes *
21-32** * Number of classes indicates how many classes fall into each size category (a range of total students per class).

** "Other" category is for multi-grade level classes.

**Number of Classes *
33+**

Average Class Size and Class Size Distribution (Elementary) School Year (2018–

2019)

Grade Level	K	1	2	3	4	5	6	Other**
Average Class Size	20.00	16.00						
Number of Classes * 1-20	1	2						
Number of Classes * 21-32	2							

Number of Classes * 33+ * Number of classes indicates how many classes fall into each size category (a range of total students per class).

** "Other" category is for multi-grade level classes.

Average Class Size and Class Size Distribution (Elementary) School Year (2019–2020)

Grade Level	K	1	2	3	4	5	6	Other**
Average Class Size	23.00	27.00	29.00					26.00
Number of Classes * 1-20	3	1	1					1
Number of Classes * 21-32								

**Number of Classes *
33+**

* Number of classes indicates how many classes fall into each size category (a range of total students per class).

** "Other" category is for multi-grade level classes.

Last updated: 2/1/2021

Expenditures Per Pupil and School Site Teacher Salaries (Fiscal Year 2018–2019)

Level	Total Expenditures Per Pupil	Expenditures Per Pupil (Restricted)	Expenditures Per Pupil (Unrestricted)	Average Teacher Salary
School Site	\$14545.64	\$5435.72	\$9109.93	\$52412.31
District	N/A	N/A	--	--
Percent Difference – School Site and District	N/A	N/A	--	--
State	N/A	N/A	\$7750.12	--
Percent Difference – School Site and State	N/A	N/A	--	--

Note: Cells with N/A values do not require data.

Last updated: 2/1/2021

Types of Services Funded (Fiscal Year 2019–2020)

Soleil Academy prioritizes individualized instruction on a daily basis to ensure student needs are being met. Students are supported via small group instruction, one on one instruction, or blended learning every day.

Last updated: 2/1/2021

Professional Development

Measure	2018–2019	2019–2020	2020–2021
Number of school days dedicated to Staff Development and Continuous Improvement	30	30	30

Questions: SARC TEAM | sarc@cde.ca.gov | 916-319-0406

California Department of Education
1430 N Street
Sacramento, CA 95814